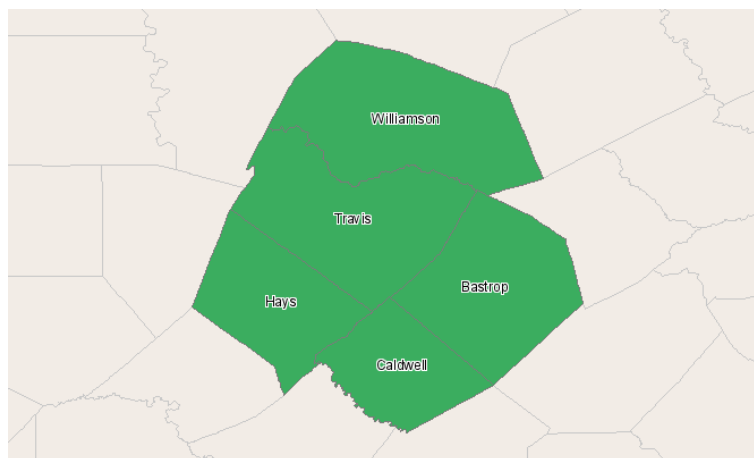


Workforce Solutions Capital Area Workforce Board



6505 Airport Blvd, Suite 101E
Austin, Texas 78752
512.597.7122

Occupation Report



Region Info

Region: Austin-RR MSA

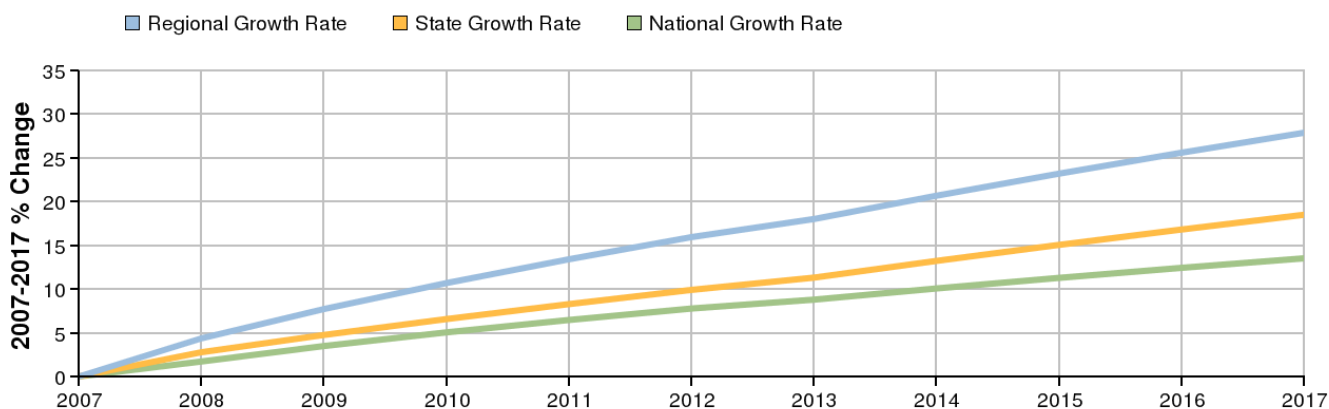
County Areas: Bastrop, Texas (48021), Caldwell, Texas (48055), Hays, Texas (48209), Travis, Texas (48453), Williamson, Texas (48491)

Executive Summary

| Selected Occupations | Education Level |
|---|-----------------------------|
| Natural sciences managers (SOC 11-9121) | Degree plus work experience |
| Biochemists and biophysicists (SOC 19-1021) | Doctoral degree |
| Microbiologists (SOC 19-1022) | Doctoral degree |
| Chemists (SOC 19-2031) | Bachelor's degree |

| Basic Information | |
|--------------------------|---------|
| 2007 Occupational Jobs | 1,764 |
| 2017 Occupational Jobs | 2,255 |
| Total Change | 491 |
| Total % Change | 27.89% |
| 2007 Avg Hourly Earnings | \$28.18 |

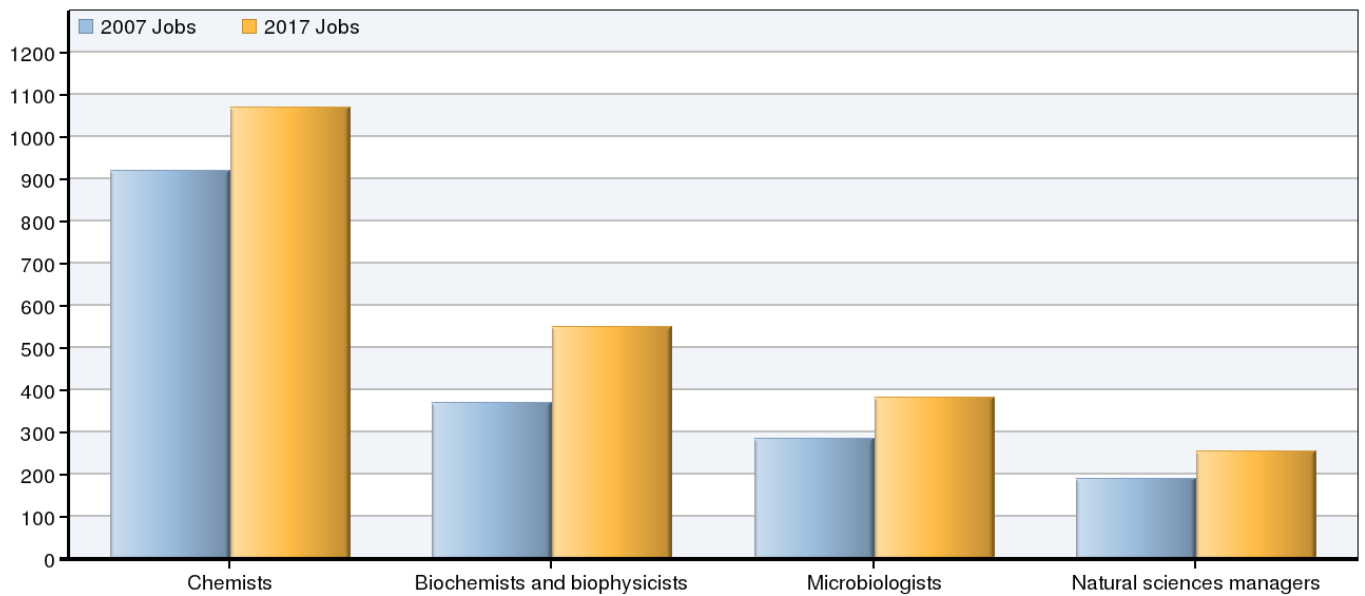
Occupational Change Summary



| Region | 2007 Jobs | 2017 Jobs | Change | % Change | 2007 Avg Hourly Earnings |
|----------------|-----------|-----------|--------|----------|--------------------------|
| Regional Total | 1,764 | 2,255 | 491 | 28% | \$28.18 |
| State Total | 7,422 | 8,795 | 1,373 | 18% | \$33.92 |
| National Total | 159,508 | 181,062 | 21,554 | 14% | \$38.92 |

Source: EMSI Complete Employment - Fall 2008

Occupational Breakdown



| SOC Code | Description | 2007 Jobs | 2017 Jobs | 2007 Avg Hourly Earnings |
|----------|-------------------------------|--------------|--------------|--------------------------|
| 19-2031 | Chemists | 919 | 1,070 | \$24.99 |
| 19-1021 | Biochemists and biophysicists | 369 | 549 | \$31.56 |
| 19-1022 | Microbiologists | 285 | 382 | \$20.45 |
| 11-9121 | Natural sciences managers | 191 | 255 | \$48.54 |
| | Total | 1,764 | 2,255 | \$28.18 |

Source: EMSI Complete Employment - Fall 2008

Data Sources and Calculations

Occupation Data

Organizing regional employment information by occupation provides a workforce-oriented view of the regional economy. EMSI's occupation data are based on EMSI's industry data and regional staffing patterns taken from the Occupational Employment Statistics program (U.S. Bureau of Labor Statistics). Wage information is partially derived from the American Community Survey. The occupation-to-program (SOC-to-CIP) crosswalk is based on one from the U.S. Department of Education, with customizations by EMSI.

State Data Sources

This report uses state data from the following agencies: Texas Workforce Commission.